

## SURFACE MOUNT SCHOTTKY BARRIER RECTIFIER

# SK22 THRU SK2200

**VOLTAGE RANGE**  
**CURRENT**

**20 to 200 Volts**  
**2.0 Ampere**

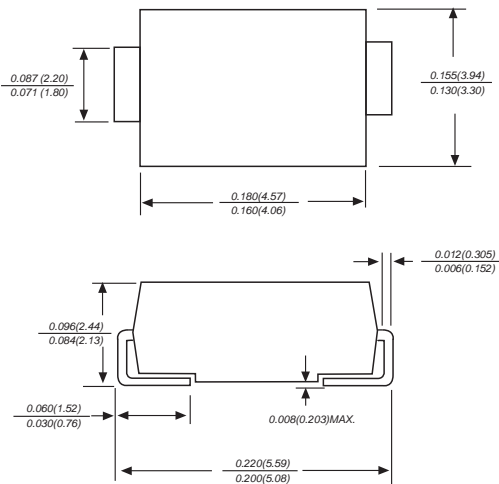
### FEATURES

- The plastic package carries Underwriters Laboratory Flammability Classification 94V-0
- For surface mounted applications
- Metal silicon junction, majority carrier conduction
- Low power loss, high efficiency
- Built-in strain relief, ideal for automated placement
- High forward surge current capability
- High temperature soldering guaranteed: 260°C/10 seconds at terminals

### MECHANICAL DATA

- Case: JEDEC DO-214AA molded plastic body
- Terminals : leads solderable per MIL-STD-750, Method 2026
- Polarity : Color band denotes cathode end
- Mounting Position : Any
- Weight : 0.003 ounce, 0.093 grams

### DO-214AA



Dimensions in inches and (millimeters)

### MAXIMUM RATINGS AND ELECTRICAL CHARACTERISTICS

- Ratings at 25°C ambient temperature unless otherwise specified.
- Single phase half-wave 60Hz, resistive or inductive load, for capacitive load current derate by 20%.

	SYMBOLS	SK22	SK23	SK24	SK25	SK26	SK28	SK210	SK2150	SK2200	UNITS	
Maximum repetitive peak reverse voltage	$V_{RRM}$	20	30	40	50	60	80	100	150	200	VOLTS	
Maximum RMS voltage	$V_{RMS}$	14	21	28	35	42	56	70	105	140	VOLTS	
Maximum DC blocking voltage	$V_{DC}$	20	30	40	50	60	80	100	150	200	VOLTS	
Maximum average forward rectified current at $T_L$ (see fig. 1)	$I_{(AV)}$	2.0									Amps	
Peak forward surge current 8.3ms single half sine-wave superimposed on rated load (JEDEC Method)	$I_{FSM}$	50.0									Amps	
Maximum instantaneous forward voltage at 2.0A	$V_F$	0.55			0.70		0.85		0.95		Volts	
Maximum DC reverse current at rated DC blocking voltage	$I_R$	0.5						0.2		mA		
		10.0				5.0		2.0				
Typical junction capacitance (NOTE 1)	$C_J$	220			180						pF	
Typical thermal resistance (NOTE 2)	$R_{\theta JA}$	75.0									°C/W	
Operating junction temperature range	$T_J$	-65 to +125					-65 to +150					°C
Storage temperature range	$T_{STG}$	-65 to +150									°C	

**Note:** 1. Measured at 1MHz and applied reverse voltage of 4.0V D.C.  
2. P.C.B. mounted with 0.2x0.2" (5.0x5.0mm) copper pad areas

## SURFACE MOUNT SCHOTTKY BARRIER RECTIFIER

SK22 THRU SK2200

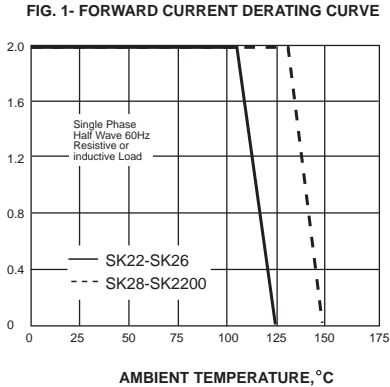
VOLTAGE RANGE

20 to 200 Volts

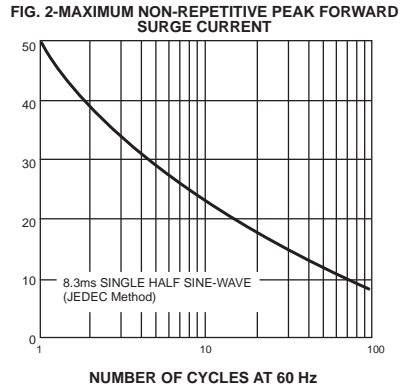
CURRENT

2.0 Ampere

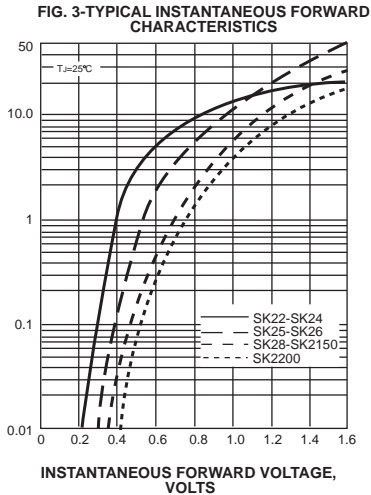
AVERAGE FORWARD RECTIFIED CURRENT,  
AMPERES



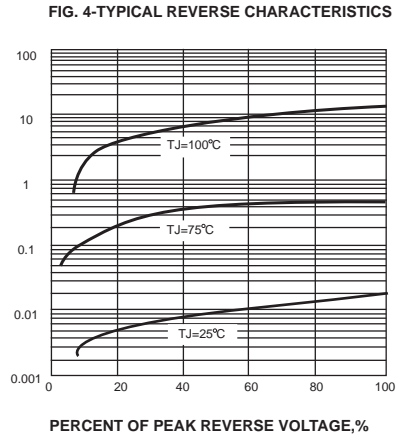
PEAK FORWARD SURGE CURRENT,  
AMPERES



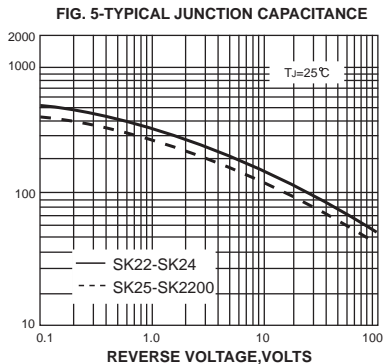
INSTANTANEOUS FORWARD CURRENT, AMPERES



INSTANTANEOUS REVERSE CURRENT,  
MILLIAMPERES



JUNCTION CAPACITANCE, pF



TRANSIENT THERMAL IMPEDANCE,  
°C/W

